

WHISPER®

Cellular Shades



WHISPER® Cellular Shades

The WHISPER® Cellular Shades Range combines style, versatility and functionality, to provide an innovative and modern window covering solution to suit most home interiors. The unique honeycomb construction of the WHISPER® Cellular Shade traps a layer of air within it – reducing heating and cooling costs without compromising on style. This relaxed window furnishing is soft and luxurious in appearance, whilst being deceptively strong and easy to maintain. Available in a range of operating systems and speciality shapes, WHISPER® Cellular Shades are extremely versatile and the perfect solution for almost all window applications.

Product Specifications

Operating Systems

Standard Cordlock

The standard headrail, which is colour co-ordinated to the fabric, is modern and unobtrusive. The Standard Cord Lock Operating System can be configured to stack to the top (bottom up), bottom (top down) or both to the top and the bottom (top down / bottom up).

A second fabric skin can be added to a top down/bottom up shade, to create a Duo-lite Shade. This combination is most common with one fabric being the 20mm Transparence and the other either 20mm Daybreak or 20mm Dusk, allowing for a day time/night time effect.

Standard
Cord Lock



Top Down
Bottom Up



Top-Down



Duo-Lite



Skylight

The WHISPER® Cellular Skylight is designed for rectangular skylight or window openings. It operates manually with a handle and optional extension pole. It can operate on a horizontal, sloping or vertical orientation. The full fabric range is available in skylights. An option of surrounding the skylight in a 'full frame' not just side channels is also available.



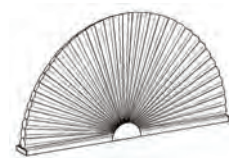
EasyRise

The optional aspen white EasyRise headrail is operated by a continuous cord loop system. It is only available for shades that stack to the top (bottom up). This headrail is also used when motorising WHISPER® Cellular Shades.



Specialty Shapes

The fixed frame is suited to arches, quarter circles and full circles, as well as triangles and sloping tops.



Colour Palette


20mm & 10mm Daybreak (Translucent)



20mm & 10mm Dusk (Blockout)



20mm Transparence (Sheer)



Note: Colours are as accurate as the printing process allows.

WHISPER® Cellular Shades

Features and Benefits

Features and Benefits

The unique cellular construction makes WHISPER® Cellular Shades extremely energy efficient. Air is trapped in the cells, keeping your home warm in winter and cool in summer, whilst reducing your heating and cooling costs.

The WHISPER® Cellular Fabric range is made from anti-static non-woven fabric that aids in the resistance of dust, making this durable fabric easy to clean and maintain.

The cellular pleat construction will keep your window covering crisp and consistent from front to back and top to bottom.

The sleek, low profile, colour co-ordinated Headrail is unobtrusive & minimises the stacking height.

Available in a range of specialty hardware systems & shapes to cover most window applications.

With no visible seams, cords or cord holes, WHISPER® Cellular Shades offer you a sleek, streamline and contemporary window covering solution.

Colour Range

WHISPER® Cellular Fabric range is available in a variety of colours and opacities. The Cellular Fabric range is casual, warm and textured consisting of natural beiges and pastel colours providing an extensive colour palette.

The range is available in 10mm and 20mm cell sizes, and offers a translucent, blackout and sheer solution giving you the ultimate in privacy and light control.

10mm Daybreak (Translucent) - Available in 10 colours

10mm Dusk (Blockout) - Available in 6 colours

20mm Daybreak (Translucent) - Available in 10 colours

20mm Dusk (Blockout) - Available in 6 colours

20mm Transparence (Sheer) - Available in 4 colours

Special Operating System Hardware Colours

Operating System	Hardware Colour	Bottom Rail Colour
EasyRise	Aspen White	Bottom rail matched to fabric unless specified
Skylight	Aspen White	Moving rail matched to headrail unless specified

Standard Cord Lock Colour Co-ordination

Fabric Code	Fabric Colour	Standard Cordlock Hardware Colour
10mm Daybreak		
27.221.401	Porcelain	Aspen White
27.221.403	Parchment	Honey Bisque
27.221.408	Putty	Honey Bisque
27.221.410	Camel	Gardenia White
27.221.414	Seashell	Frosted Ice
27.221.417	Rosebud	Gardenia White
27.221.441	Silver	Pearl Grey
27.221.442	Butter Cream	Gardenia White
27.221.443	Juniper	Gardenia White
27.221.447	Slate Blue	Colonial Blue
10mm Dusk		
27.224.401	Porcelain	Aspen White
27.224.403	Parchment	Honey Bisque
27.224.408	Putty	Honey Bisque
27.224.414	Seashell	Frosted Ice
27.224.442	Butter Cream	Gardenia White
27.224.443	Juniper	Gardenia White
20mm Daybreak		
27.220.401	Porcelain	Aspen White
27.220.403	Parchment	Honey Bisque
27.220.408	Putty	Honey Bisque
27.220.410	Camel	Gardenia White
27.220.414	Seashell	Gardenia White
27.220.417	Rosebud	Gardenia White
27.220.421	Silver	Aspen White
27.220.442	Butter Cream	Gardenia White
27.220.443	Juniper	Gardenia White
27.220.447	Slate Blue	Aspen White
20mm Dusk		
27.223.401	Porcelain	Aspen White
27.223.403	Parchment	Honey Bisque
27.223.408	Putty	Honey Bisque
27.223.414	Seashell	Gardenia White
27.223.442	Butter Cream	Gardenia White
27.223.443	Juniper	Gardenia White
20mm Transparence		
27.232.700	White Organdy	Flex White
27.232.701	Chiffon	Gardenia White
27.232.702	Almond Mist	Honey Bisque
27.232.707	Black Magic	Aspen White

WHISPER® Cellular Shades

Environmental Benefits

Energy Efficient Shades

The WHISPER® Cellular Shade is one of the most energy efficient blinds on the market. The WHISPER® Cellular design traps air in the cells creating air pockets, which act as an efficient insulator. This process achieves insulation results in a similar way to that achieved by the double glazing of glass windows. A special white heat reflective fabric is used on the external face (window side) of the cell structure to reflect solar heat, which aids the insulation process.






Solar Optical Properties

COLOUR	T _s	R _s	A _s	T _L	R _L	A _L	T _{uv}	S _c 1/8" CI	R ₁₁ ** 1/8" CI
10mm Daybreak	34	53	13	31	48	21	4	0.47	0.38
10mm Dusk	0	53	47	0	47	53	0	0.39	N/A
20mm Daybreak	29	59	12	27	50	23	2	0.42	0.32
20mm Dusk	0	59	41	0	52	48	0	0.34	0.53
20mm Transparence	43	15	42	32	1	67	20	0.76	0.17

Solar Optical Properties Guide

T_s - Heat Transmittance (%) R_s - Heat Reflectance (%) A_s - Heat Absorbance (%) T_L - Light Transmittance (%)
R_L - Light Reflectance (%) A_L - Light Absorbance (%) S_c - Shading Coefficient T_{uv} - Ultraviolet Transmittance

COMFORT RATING GUIDE#

COLOUR	 Heat Protection	 Insulation	 Shade Factor	 Glare Reduction	 UV Protection
10mm Daybreak	◆◆◆◆	◆◆◆◆	◆	◆◆	◆◆◆◆
10mm Dusk	◆◆◆◆	◆◆◆◆◆	◆◆◆◆◆	blockout	◆◆◆◆◆
20mm Daybreak	◆◆◆◆◆	◆◆◆	◆◆	◆◆	◆◆◆◆
20mm Dusk	◆◆◆◆◆	◆◆◆◆◆	◆◆◆◆◆	blockout	◆◆◆◆◆
20mm Transparence	◆◆	◆	◆	◆◆	◆

COMFORT RATING GUIDE#

- ◆ No protection/performance
- ◆◆ Low level of protection/performance
- ◆◆◆ Medium level of protection/performance
- ◆◆◆◆ High level of protection/performance
- ◆◆◆◆◆ Highest level of protection/performance

COMFORT RATING has been devised by Hunter Douglas Limited with the assistance of Canesis Pty Ltd - an Independent Australian Fibre and Textile Research and Development Company.

**The R-Values are the combined measurement of 3mm (one-eighth inch) CI glass (R=0.127) plus window covering and are reported in metric SI units. Thermal properties are determined by a certified third party laboratory utilising accepted ASTM, NFRC and WES standards and procedures. Measurement may vary based on window type and method of installation.

General Information

Care and Cleaning

WHISPER® Cellular Fabric is made from anti-static non-woven polyester that aids in the resistance to dust making this durable fabric easy to clean and maintain. To keep WHISPER® Cellular Shades constantly looking like new, regular dusting and periodic vacuuming is ideal.

1. Dusting – Regular light dusting maintains a new-like appearance on most shades.
2. Vacuuming – For deeper cleaning, vacuum gently with the brush attachment of any vacuum cleaner.
3. Spot-Cleaning – Spot-clean shades with a soft cloth or sponge moistened in lukewarm water.
4. Entire Shade Cleaning (Daybreak and Transparence Fabrics Only) –
 - a. Immerse in lukewarm water with mild detergent
 - b. Move around gently for five minutes
 - c. Rinse with clean water
 - d. Close shade and remove, tilting rails to allow excess water to drain
 - e. Reinstall shade in window and open fully to allow to dry
5. Ultrasonic Cleaning – Professional cleaning recommended

Note: Blockout fabrics must not be immersed in water. Spot clean only.

Warranty

The WHISPER® Cellular Shade is covered by a 3 Year Hunter Douglas Limited Warranty.*

*Conditions apply.

Marketing Materials

18.609.017	WHISPER® Cellular Shades Filler
Cost	\$140ea + GST
18.609.016	WHISPER® Collection Binder
Cost	\$59ea + GST

Child Safety

To reduce the possibility of such an accident, all cords must be kept out of the reach of children, including infants. Cord cleats are an effective way to implement this essential precaution for a Standard Cord Lock operating system.

The EasyRise operating system offers complete child safety with its continuous cord loop, which is mounted to either the wall or in the reveal.

Availability

The WHISPER® Cellular Shades Range will be available for ordering from the 28th September 2009.

For more information regarding WHISPER® Cellular Shades, please contact your local Sales Area Manager.